
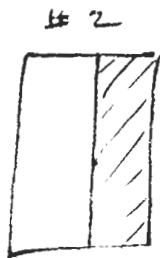


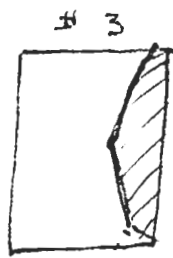
The diagrams below illustrate the various methods used by Philadelphia binders between 1700 and 1750 to trim the waste paper pasted down beneath the end sheets of a book. The waste paper shows as an irregular line or sometimes a shadow on the end sheet, if the book has not been repaired. In each diagram the inside cover is shown, with the joint at the right.



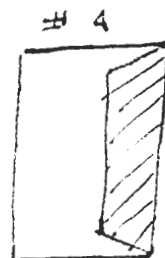
1 to 1 1/2 inches wide



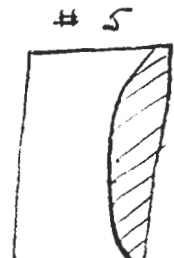
3 to 4 inches wide



cut like envelope flap



3 to 4 inches wide with corners trimmed



crescent shape

These diagrams illustrate the methods of lacing cords through the boards as used in the same period.



thru boards twice



thru boards 3 times



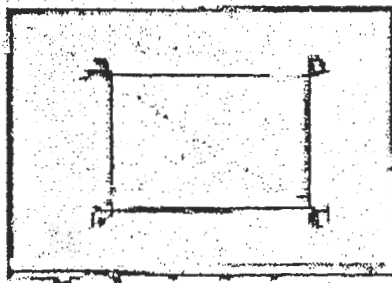
thru board twice top & bottom at angle



thru boards once with long tails




flattened out under endsheet does not go thru boards



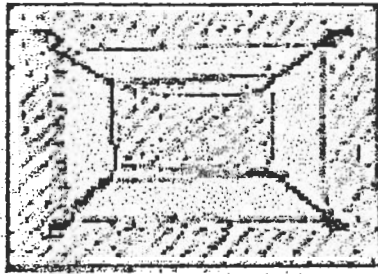
A



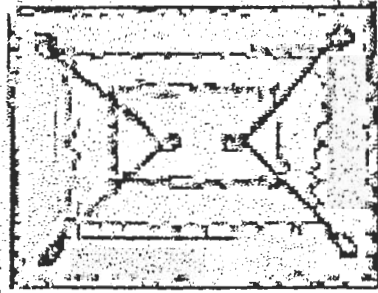
B



C



D



Dv



E